

**NEW**

# English Adventure

**Activity Book**

**STARTER A**

## **Contents**


	page
<b>Hello</b>	<b>2</b>
<b>1 My body</b>	<b>4</b>
<b>2 My family</b>	<b>11</b>
<b>3 My classroom</b>	<b>18</b>
<b>4 Animals</b>	<b>25</b>
<b>5 The sea</b>	<b>32</b>
<b>6 Toys</b>	<b>39</b>
<b>7 Food</b>	<b>46</b>
<b>8 My holiday</b>	<b>53</b>
<b>Happy Christmas!</b>	<b>60</b>
<b>Happy Easter!</b>	<b>61</b>
<b>Mum and Dad's Day</b>	<b>62</b>
<b>Extra Adventure</b>	<b>63</b>
<b>Picture dictionary</b>	<b>71</b>

# My body

1 Look and match. Then say.  






2 Look and draw. Then say.  




**Lesson 1:** 1 Pupils draw lines to match close-up pictures of parts of the body with the main picture. Then they say: *My (body)*.  
2 Pupils draw the part of the body which should come next. Then they say: *(Head)*.

3 Look and match. Then say.  




4 Follow and colour. Then say.  



**Lesson 2:** 3 Pupils draw lines to connect the pictures with the silhouettes. Then they name the activities: (*Touch your head*).

4 Pupils follow the lines to connect the pictures with the colour blobs. Then they colour in the pictures accordingly and describe them: (*Red*) – (*Touch your head*).

5 Listen and colour.



6 Count and match. Then say.



1

2

3

4

5



Lesson 3: 5 Pupils listen to the recording and colour in the numbers accordingly.  
6 Pupils count the monsters in the pictures and draw lines to connect the pictures with the correct numbers. Then they say: (Two).

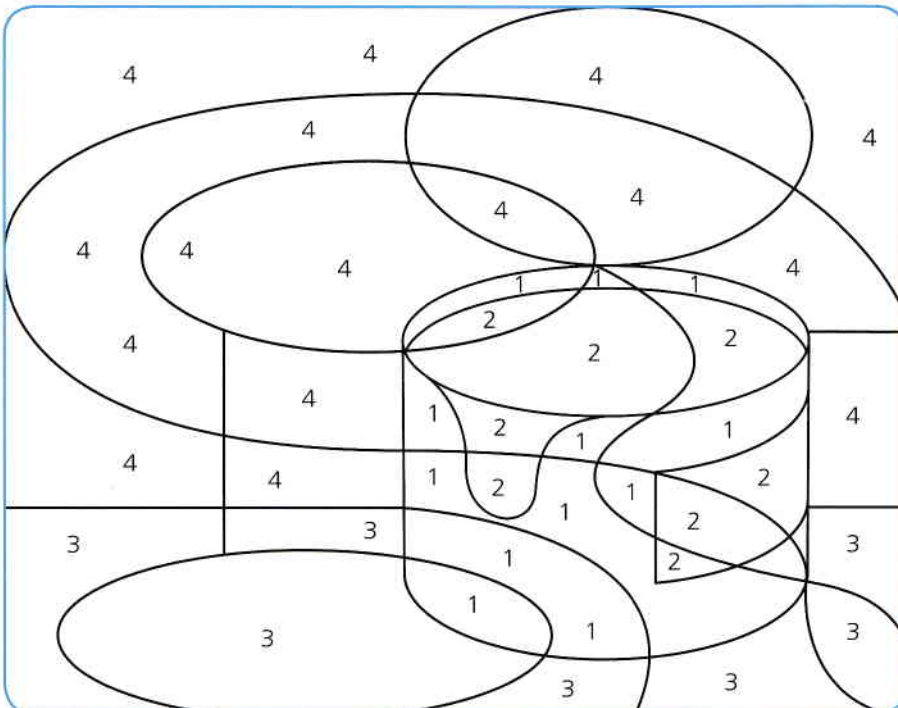
7

Find and circle. Then colour and say.



8

Look and colour. Then say.



**Lesson 4:** 7 Pupils find the ways out of the maze and circle the cans they pass. Then they colour the brushes the correct colours and say: (Goofy) – (green).

8 Pupils colour in the picture according to the key. Then they name the colours.