

A photograph of a roller coaster looping in the sky, with the track and cars visible. The background is a clear blue sky.

# New Round-Up

Virginia Evans Jenny Dooley

Starter

1

2

3

4

5

6

English Grammar Practice



Students' Book

with CD-Rom

ALWAYS LEARNING

PEARSON



## Introduction

New Round-Up 1 English Grammar Practice combines games and fun with serious, systematic grammar practice. It is ideal for young learners in the preliminary stages of English language learning.

Students see grammar points clearly presented in colourful boxes and tables. They practise grammar through lively, highly illustrated games and oral and writing activities.

New Round-Up is especially designed for different students studying English in different ways.

It can be used:

- in class with a coursebook. Students do both oral work – in pairs and in groups – and written work in New Round-Up.
- after class. The 'write-in' activities are ideal for homework. Students can practise what they have learned in the classroom.
- on holidays for revision. New Round-Up has clear instructions and simple grammar boxes, so students can study at home without a teacher.

The New Round-Up Teacher's Guide includes a full answer key, quizzes, tests plus answer keys, and audio scripts of progress check listening tasks.

## A – An

1



Listen and repeat.

a



a cat



a dog



an elephant



an octopus

a + consonant (b, c, d, f, g, h, j, k, l, m, n, p, q, r, s, t, v, w, x, y, z)

an + vowel sound (a, e, i, o, u)

1



Circle. Listen and check. Listen and repeat.



1 a / an biscuit



2 a / an cake



3 a / an apple



4 a / an pineapple



5 a / an onion



6 a / an tomato



7 a / an egg



8 a / an lemon



9 a / an orange



10 a / an watermelon



11 a / an olive



12 a / an sandwich



Listen and repeat.

Singular  
a / one birdPlural  
two birds

We form the plurals of most nouns by adding -s.

1



Write the plurals. Listen and check. Listen and repeat.

1 one ant • three ants

2 one frog • four .....



3 one dog • three .....



4 one snake • three .....




5 one tiger • three .....



6 one lion • two .....



7 one cow • two .....



8 one elephant • two .....



9 one zebra • four .....



Listen and repeat.

Nouns ending in: consonant + y → -ies

one butterfly



two butterflies



BUT

vowel (a, e, o, u) + y → -s.

one donkey



two donkeys



2



Write the plurals. Listen and check. Listen and repeat.

strawberry  
boycherry  
babykey  
ladytoy  
monkey1 three toys

2 two .....



3 four .....



4 two .....



5 five .....



6 four .....



7 three .....



8 two .....

## Progress Check 1 (Units 1-2)

### 1 Write a or an.



1 ..an elephant.



2 ..... horse



3 ..... umbrella



4 ..... jacket



5 ..... onion



6 ..... tomato



7 ..... ant



8 ..... bee



9 ..... pencil

### 2 Look at the pictures. Look at the letters. Write the words.



1 ..... mice.



2 ..... sheep



3 ..... cherries



4 ..... watches



5 ..... teeth



6 ..... children


## Progress Check 1

### 3 Write the plurals.

- |                   |              |                  |
|-------------------|--------------|------------------|
| 1 man - ..men.    | 7 apple - .. | 13 leaf - ..     |
| 2 fish - ..       | 8 glass - .. | 14 sandwich - .. |
| 3 strawberry - .. | 9 baby - ..  | 15 box - ..      |
| 4 knife - ..      | 10 dish - .. | 16 person - ..   |
| 5 radio - ..      | 11 foot - .. | 17 deer - ..     |
| 6 bus - ..        | 12 toy - ..  | 18 ox - ..       |



### 4 Listen and colour. There is one example.



One fish, two fish  
Three fish, four  
One tomato, two tomatoes  
Three tomatoes, more!  
Six eggs, seven eggs  
Eight eggs, nine  
Hurry up! It's dinner time!

One knife, two knives  
Three knives, four  
One glass, two glasses  
Three glasses, more!  
Six dishes, seven dishes  
Eight dishes, nine  
Hurry up! It's dinner time!







Listen and repeat.



Singular	Plural
I	we
you	you
he	they
she	
it	



1 Match the words to the pictures.

- 1 I .....  
 2 he .....  
 3 she .....  
 4 it .....  
 5 we .....  
 6 they .....

a



b



c



d



e



f



2 Read and circle.



1 he / she



2 it / they



3 he / she



4 it / they



5 I / you



6 he / she



7 it / he



8 we / they

3



Write I, you, he, she, it, we or they. Listen and check.



1 ..... I .....



2 ..... she .....



3 ..... it .....



4 ..... he .....



5 ..... we .....



6 ..... they .....



7 ..... you .....



8 ..... I .....



9 ..... it .....



10 ..... she .....



11 ..... we .....



12 ..... they .....

3

## Personal Pronouns


4 Write *he, she, it, we, you* or *they*.

- |                |                        |                 |       |
|----------------|------------------------|-----------------|-------|
| 1 Sophie       | ..... <i>she</i> ..... | 9 car           | ..... |
| 2 Georgios     | .....                  | 10 pencils      | ..... |
| 3 you and Lisa | .....                  | 11 you and Nick | ..... |
| 4 Mum          | .....                  | 12 Mia and I    | ..... |
| 5 Mark and I   | .....                  | 13 book         | ..... |
| 6 Lily and Tom | .....                  | 14 Dad          | ..... |
| 7 dogs         | .....                  | 15 desk         | ..... |
| 8 Mum and Dad  | .....                  | 16 children     | ..... |



## Grammar Tennis

Name the pictures. Say the personal subject pronoun.



A: Balloons.  
B: They! Woman.  
A: She! etc.

4

## The verb 'to be'



Listen and repeat. Then act out.



Affirmative		Negative		Interrogative
Long Form	Short Form	Long Form	Short Form	
I am	I'm	I am not	I'm not	Am I?
You are	You're	You are not	You aren't	Are you?
He is	He's	He is not	He isn't	Is he?
She is	She's	She is not	She isn't	Is she?
It is	It's	It is not	It isn't	Is it?
We are	We're	We are not	We aren't	Are we?
You are	You're	You are not	You aren't	Are you?
They are	They're	They are not	They aren't	Are they?

1



Read and circle. Listen and check. Listen and repeat.

1



2



3



4



5



6



- 1 She is / are a doctor.
- 2 I am / are ten.
- 3 It am / is a penguin.
- 4 They is / are robots.
- 5 We is / are friends.
- 6 You am / are eight.



Listen and repeat.

This / These

This  
(near)

This is a crocodile.

That / Those

That  
(far)

That is an elephant.

These  
(near)

These are crocodiles.

Those  
(far)

Those are elephants.

1



Look at Peter's photographs. Read and circle. Listen and check.

1 (This) / That is a hippo.



2 These / Those are birds.



3 This / That is a giraffe.



4 These / Those are elephants.



5 This / These is a tiger.



6 Those / That are zebras.



2

Write This, That, These or Those.

1 "What's ..... this ....."  
"It's a motorbike."2 "What are .....?"  
"They're boats."3 "What's .....?"  
"It's a helicopter."4 "What are .....?"  
"They're lorries."5 "What's .....?"  
"It's a bus."6 "What are .....?"  
"They're planes."7 "What's .....?"  
"It's a train."8 "What's .....?"  
"It's a car."



Listen and repeat.

Close the door,  
please!

Please don't talk!



Positive  
(base verb)

Negative  
(don't + bare form)

We use the imperative to tell someone what to do or what not to do.

1 Listen and repeat. Match the sentences with the pictures. Listen and check. Listen and repeat.

Close the window, please!

Please don't eat so much!

Don't sit on that chair!

Do your homework!

Please don't take photos!

Please help me with the dishes!

1 Don't sit on  
that chair!



2



3



4



5



6



Listen and repeat.

We use **Let's** to make a suggestion.

Let's run into  
the house.



2 Use the phrases to write sentences as in the example:

dance

play football

go to the zoo

go for a ride

1 Let's dance.



2



3



4



3 Turn the positive imperatives into negatives, and the negatives into positives.

1 Go to bed! ... Don't go to bed!

4 Eat your breakfast!

2 Close the door!

5 Don't look at her!

3 Don't talk!

6 Listen to him!



### Do it!

Tell your partner what to do. Your partner does it.

stand up  
sit down

close the door  
go out

dance  
talk


write  
eat

sing  
run

A: Stand up! (B stands up)  
B: Sit down! (A sits down)



Listen and repeat. Then act out.



Affirmative		Negative		Interrogative
Long Form	Short Form	Long Form	Short Form	
I have got	I've got	I have not got	I haven't got	Have I got?
You have got	You've got	You have not got	You haven't got	Have you got?
He has got	He's got	He has not got	He hasn't got	Has he got?
She has got	She's got	She has not got	She hasn't got	Has she got?
It has got	It's got	It has not got	It hasn't got	Has it got?
We have got	We've got	We have not got	We haven't got	Have we got?
You have got	You've got	You have not got	You haven't got	Have you got?
They have got	They've got	They have not got	They haven't got	Have they got?

In American English we use:

<b>Affirmative</b>	I have, you have, he has, she has, it has, we have, you have, they have
<b>Negative</b>	I don't have, you don't have, he doesn't have, she doesn't have, it doesn't have, we don't have, you don't have, they don't have
<b>Interrogative</b>	Do I have? Do you have? Does he have? Does she have? Does it have? Do we have? Do you have? Do they have?

## 1 Read and circle.

1 We has / have red bikes.

2 She has / have long hair.



3 I has / have got a radio.



4 He has / have got two balloons.



5 It has / have got long ears.



6 You has / have got a horse.



7 They has / have apples.



8 We has / have got a computer.

## 2 Write has or have.

- She has a watch.
- We have got blue jackets.
- It has a long tail.
- He has a red hat.
- They have new bags.
- You have got a pen.
- I have two oranges.
- She has got pencils.

## 3 Write four things you have got.

.....

.....

.....

.....



Listen and repeat.

Every day

Robert walks to school every day.



Today

But today Robert is late. He is running to school.

We use the **present simple** for permanent or habitual actions.We use the **present continuous** for actions happening now.Phrases with the **present simple**:

usually, always, every morning / afternoon / evening / day / week / on Mondays / Fridays / at weekends / ten o'clock / etc.

Phrases with the **present continuous**: now, at the moment, today.

1 Look at the pictures. Write the sentences.

1 *I water* the flowers at 6 o'clock every afternoon.

Katy

It's 6 o'clock in the afternoon.  
*Katy is watering the flowers.*  
*She waters the flowers every afternoon at 6 o'clock.*2 *We ride* our bikes to school at 8 o'clock every morning.

Luke and Emma



It's 8 o'clock now.

3 *I play* football at 5 o'clock every Tuesday.

Tom



It's 5 o'clock Tuesday afternoon.

2 Match the pictures with the sentences.

- Mum walks the dog.
- Bob feeds the cat.
- Barbara waters the flowers.

- Dad washes the dishes.
- Grandfather works in the garden.
- Grandmother cooks our dinner.

EVERY DAY



- 1
- Bob feeds the cat every day.*



2



3



4



5



6

3 Today is Saturday. Look at the pictures and write what each person is doing today.

TODAY



- 1
- Bob is watering the flowers today.*



2 Barbara



3 Grandfather



4 Mother



5 Father



6 Grandmother

## Revision 6

### 7 Ask and answer as in the example:

- Tony / book *Has Tony got a book? Yes, that's his book. It's his.*
- 1 Rosa / radio .....
- 2 you / umbrella .....
- 3 they / box .....

(Points: —  
3x4 12)

### 8 Put the verbs in brackets into the present simple.



This is Ben. He is eleven years old. He is a student and he 1) ..... (live) in London. His parents 2) ..... (work) as teachers. Ben 3) ..... (have) two sisters. He 4) ..... (not/have) a brother. His favourite food is pizza. He 5) ..... (not/like) fish or eggs. In his free time, Ben 6) ..... (swim) and 7) ..... (play) tennis.

(Points: —  
7x2 14)

### 9 Put the verbs in brackets into the present continuous.

It's Sunday morning. Annie is at home. She 1) ..... (not/do) her homework. She 2) ..... (watch) TV. Her brother is in the garden. He 3) ..... (ride) his bicycle. Her mum and dad 4) ..... (not/work) today. They 5) ..... (sit) in the sun. Oscar, Annie's cat, 6) ..... (play) with a ball.

(Points: —  
6x2 12)

### 10 Underline the correct item.

- 1 That / Those is Mark's car.      4 He haven't got / hasn't got a book.      6 These / This are radios.
- 2 Lions can / can't fly.      7 That is Sally / Sally's doll.
- 3 These are child / children.      5 This is my / mine ball.      8 These are tooth / teeth.

(Points: —  
6x1 6)

### 11 Choose the correct item.

- 1 That is ..... car.      4 Tom ..... black hair.
- A Kates'      B Kate's      C Kate
- A can't      B isn't      C hasn't got
- 2 ..... my friends.      5 That is the ..... ball.
- A These are      B It is      C We are
- A dog      B dogs'      C dog's
- 3 The baby ..... walk.      6 ..... four boys in the room.
- A can't      B hasn't got      C isn't
- A There are      B There is      C They are

(Points: —  
6x1 6)

(Total: —  
100)

## Revision 7 (Units 1-14)

### 1 Read and circle.

- 1 They're sheep / sheeps.      6 It's a / an bike.
- 2 It's a / an iguana.      7 They're watches / watch.
- 3 They're tooth / teeth.      8 It's a / an umbrella.
- 4 They're persons / people.      9 They're strawberry / strawberries.
- 5 These are dress / dresses.      10 These are wolves / wolfs.

(Points: —  
10x1 10)

### 2 Complete the answers.

- 1 Are your Mum and Dad teachers?  
Yes, .....
- 2 Is Mark ten? No, .....
- 3 Are you and Clare happy?  
Yes, .....
- 4 Are the children at school?  
No, .....
- 5 Is the dog in the garden?  
No, .....
- 6 Is Lisa your friend?  
Yes, .....
- 7 Are the birds in the tree?  
Yes, .....
- 8 Is it an ostrich? No, .....

(Points: —  
8x2 16)

### 3 Write This, That, These or Those.



1 .....  
are books.



2 .....  
is a bike.



3 .....  
is an orange.



4 .....  
are apples.



5 .....  
is a fish.



6 .....  
are birds.



7 .....  
is a balloon.



8 .....  
are watches.

(Points: —  
8x1 8)