



I can talk about the people in a family.

## Family and friends

### VOCABULARY

Family

### GRAMMAR

to be affirmative | to be negative

### COMMUNICATION

Introductions

### READING and VOCABULARY

Family photo album

### LISTENING and WRITING

Best friends


### CLIL

Art: Families in art

### BBC CULTURE

This is the UK

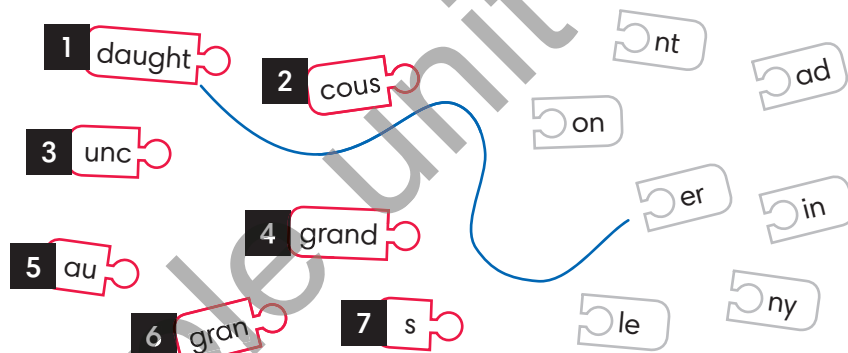
#### 1 Who is who in Sally's family? Match a-g to 1-7.



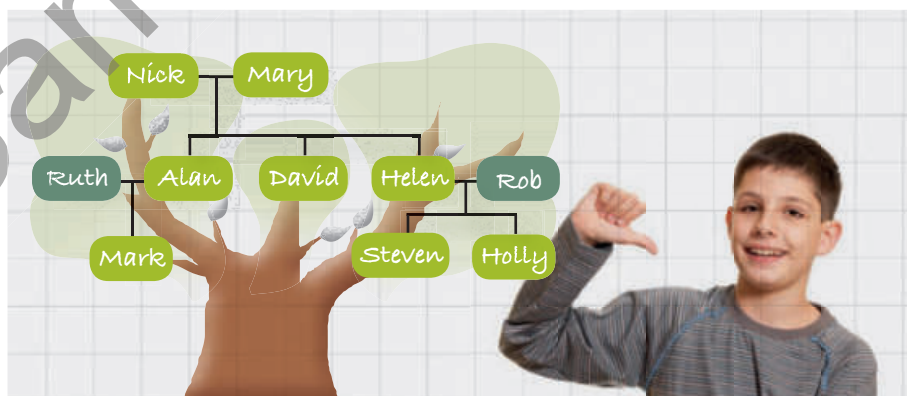
- 1 Sally's father
- 2 Sally's mother
- 3 Sally's parents
- 4 Sally's grandfather
- 5 Sally's grandmother
- 6 Sally's brothers
- 7 Sally's sister

<input checked="" type="checkbox"/>	b
<input type="checkbox"/>	
<input type="checkbox"/>	
<input type="checkbox"/>	
<input type="checkbox"/>	
<input type="checkbox"/>	
<input type="checkbox"/>	

#### 2 Match the word fragments to make family words.



#### 3 Look at Mark's family tree. Complete the sentences with one word.



- 1 Alan: Nick is my <sup>1</sup> father. He's Mark's <sup>2</sup> \_\_\_\_\_. too.
- 2 Holly: Ruth is my <sup>3</sup> \_\_\_\_\_. Steven and I are Mark's <sup>4</sup> \_\_\_\_\_.  
I am Helen and Rob's <sup>5</sup> \_\_\_\_\_.
- 3 Steven: Holly is my <sup>6</sup> \_\_\_\_\_. I'm Helen's <sup>7</sup> \_\_\_\_\_.

#### 4 Read and complete.

- 1 Amy is Emily's mother. Emily is Amy's daughter.
- 2 Tom is Danny's father. Danny is Tom's \_\_\_\_\_.
- 3 Sara is Ben's mother and Ted's aunt. Ben and Ted are \_\_\_\_\_.
- 4 Ada is Sam's mother. Sam is Rosa's father. Ada is Rosa's \_\_\_\_\_.
- 5 John is David's brother. David is Tina's father. John is Tina's \_\_\_\_\_.

I can use the affirmative form of the verb *to be*, *my* and *your*.

**1** Look at the pictures. Circle the correct word.

A birthday party

- 1 Look. We am / are / is at Tom's house.
- 2 Tom am / are / is twelve today.



A new student

- 4 He am / are / is a teacher.
- 5 She am / are / is a student.
- 6 They am / are / is in the classroom.



**2** Look at Exercise 1. Complete the sentences using short forms of the verb *to be*.

- 1 Look. We're at Tom's house.
- 2 Tom \_\_\_\_\_ twelve today.
- 3 I \_\_\_\_\_ happy!
- 4 He \_\_\_\_\_ a teacher.
- 5 She \_\_\_\_\_ a student.
- 6 They \_\_\_\_\_ in the classroom.
- 7 You \_\_\_\_\_ in this classroom.

**3** Complete the dialogue with *am*, *are* or *is*.

Harry: Hi. I <sup>1</sup> am Harry.

Jack: Hi, Harry. I <sup>2</sup> \_\_\_\_\_ Jack. You <sup>3</sup> \_\_\_\_\_ in Class 2 with me. Welcome!

Harry: Thanks.

Jack: This is Tony. He <sup>4</sup> \_\_\_\_\_ my classmate. We <sup>5</sup> \_\_\_\_\_ best friends too. Mrs Lee and Mr Brown <sup>6</sup> \_\_\_\_\_ my favourite teachers.

**4** Complete with *my* or *your*.



This is <sup>1</sup> \_\_\_\_\_ Granny, Sophie.



This is <sup>2</sup> \_\_\_\_\_ present, Granny.

**5** Complete the sentences with the words below.

am are is my They

Hi! I <sup>1</sup> am Tom. This is <sup>2</sup> \_\_\_\_\_ family. My parents' names <sup>3</sup> \_\_\_\_\_ Amy and Andrew. <sup>4</sup> \_\_\_\_\_ are teachers. My sister <sup>5</sup> \_\_\_\_\_ thirteen.



I can talk about countries and nationalities and use the negative form of the verb *to be*.

### 1 Rewrite the sentences. Use the short forms of the verb *to be*.

- 1 My friends are not in the classroom.  
*My friends aren't in the classroom.*
- 2 You are not right.  
\_\_\_\_\_
- 3 I am not a superhero.  
\_\_\_\_\_
- 4 Ben is not my friend.  
\_\_\_\_\_
- 5 She is not my aunt.  
\_\_\_\_\_
- 6 They are not my cousins.  
\_\_\_\_\_


### 2 Write negative sentences. Use the short forms of the verb *to be*.



- 1 She's eleven. She's in the classroom.  
She isn't eleven.  
She \_\_\_\_\_.



- 2 They're happy. They're in the house.  
They \_\_\_\_\_.



- 3 He's a teacher. He's ready for school.  
He \_\_\_\_\_.  
\_\_\_\_\_. He \_\_\_\_\_.

### 3 VOCABULARY Complete the words and write the nationalities.

- 1  P o l a n d      *Polish*
- 2  F \_ \_ \_ \_ e      \_\_\_\_\_
- 3  the \_ \_ \_      \_\_\_\_\_
- 4  T \_ \_ \_ \_ y      \_\_\_\_\_
- 5  C \_ \_ \_ a      \_\_\_\_\_
- 6  the \_ \_ \_ \_      \_\_\_\_\_
- 7  S \_ \_ \_ \_ n      \_\_\_\_\_

### 4 Write sentences that are true for you. Write *am*, *'m not*, *are*, *aren't*, *is* or *isn't*.

- 1 My school *is / isn't* in the USA.
- 2 My English teacher \_\_\_\_\_ British.
- 3 My friends \_\_\_\_\_ in China.
- 4 My parents \_\_\_\_\_ Polish.
- 5 I \_\_\_\_\_ Turkish.
- 6 I \_\_\_\_\_ twelve.

### 5 Complete the dialogue with the verb *to be*. Use an affirmative form (✓) or a negative form (✗).



- Kit: It <sup>1</sup>*is* (✓) you, Dug! You <sup>2</sup>\_\_\_\_\_ (✓) with your grandad and granny, right?
- Dug: No, I <sup>3</sup>\_\_\_\_\_ (✗). They <sup>4</sup>\_\_\_\_\_ (✓) my parents. My dad <sup>5</sup>\_\_\_\_\_ (✓) British, but my mother <sup>6</sup>\_\_\_\_\_ (✗) British. She <sup>7</sup>\_\_\_\_\_ (✓) Polish.
- Kit: It <sup>8</sup>\_\_\_\_\_ (✗) a new photo.
- Dug: That's right. The photo <sup>9</sup>\_\_\_\_\_ (✓) very old.





I can make introductions.


**02 Introductions.**

- A: Mum, **this is** Lucas.  
**He is my friend/classmate.**  
 Lucas, **this is my** mum.  
 B: Hello, Lucas. Nice to meet you.  
 C: Nice to meet you too.

**1 Complete the dialogues.**



- 1 a Sorry, Mum!  
 b Hi, Mum!  
 c It's OK, Mum!
- 2 a This is Amy.  
 b I'm Amy.  
 c You are here, Amy.



- 3 a You're Amy.  
 b Hello, Amy.  
 c Thank you, Amy.
- 4 a Nice to meet you, Jill.  
 b Nice to meet you, Mrs Wilson.  
 c Nice to meet you, Amy.

**2 Complete the dialogue with the words below.**

He's Hi Nice ~~this is~~ to meet you



Thomas: Hi, Stella, <sup>1</sup>**this is** Frankie. <sup>2</sup> \_\_\_\_\_  
 my cousin.  
 Stella: <sup>3</sup> \_\_\_\_\_, Frankie. Nice <sup>4</sup> \_\_\_\_\_.  
 Frankie: <sup>5</sup> \_\_\_\_\_ to meet you too, Stella.

**3 Complete the dialogue with sentences a-d.**

May: <sup>1</sup>**b**  
 Auntie Sue: Oh, hello, May!  
 May: And this is Nancy. <sup>2</sup> \_\_\_\_  
 Auntie Sue: Hello, Nancy. <sup>3</sup> \_\_\_\_  
 Nancy: Hello, Mrs Smith. <sup>4</sup> \_\_\_\_

- a She's my best friend at school.  
 b Hi, Auntie Sue.  
 c Nice to meet you.  
 d Nice to meet you too.

**4 Write a dialogue like in Exercise 3. Introduce your English friend to your teacher.**

You: \_\_\_\_\_  
 Teacher: \_\_\_\_\_  
 You: \_\_\_\_\_  
 Your friend: \_\_\_\_\_  
 Teacher: \_\_\_\_\_



1.5

## READING and VOCABULARY

## Family photo album

I can understand a text about family photos and places.

## My photo album




A

1 ☐

In this photo, my mum and dad are with Aunt Ellie. They aren't at home, they're on holiday in Spain. They are happy. Aunt Ellie is my dad's sister. My dad's family is Spanish.

2 ☐

This is my friend Bea. She's in the park. Her mum is Turkish and her dad is British. She's fun. Sweep is in the photo too. He's Bea's dog.



C



B

3 ☐

Hi. I'm Silvia and this is my brother, Nick. I'm fourteen and he's ten. We're from Manchester. It's in the UK.

1 Read the texts. Match texts 1–3 to photos A–C.

2 Read the texts again. Match 1–6 to a–f.

1 Hi. My name's

☐ c

2 I'm

☐

3 My brother is

☐

4 Ellie is

☐

5 Bea is

☐

6 Sweep is

☐

a my aunt.

b my friend.

c Silvia.

d 14/fourteen.

e a dog.

f 10/ten.

3 Complete the sentences with *British*, *Turkish* or *Spanish*. Check your answers in the texts.

1 Silvia is *British*.

2 Nick is \_\_\_\_\_.

3 Silvia's dad is \_\_\_\_\_.

4 Aunt Ellie is \_\_\_\_\_.

5 Bea's mother is \_\_\_\_\_.

6 Bea's father is \_\_\_\_\_.

4 **VOCABULARY** Look at the photos and complete the words.




1 I'm at h \_\_\_\_\_ today.



2 We aren't at s \_\_\_\_\_ today.



3 My cousins are on h \_\_\_\_\_.



4 My granny and my grandad are in the p \_\_\_\_\_.



I can understand short spoken texts and write short texts about best friends.

- 1 03 Read and listen. Circle T (true) or F (false).



- 1 Rob and Victor are best friends. T / F  
2 They're at Rob's house. T / F  
3 Rob's mum and Victor's mum are best friends. T / F



- 4 Rob's on holiday. T / F  
5 Rob and Mel are in the UK. T / F  
6 Rob and Mel are cousins. T / F

- 2 03 Listen again. Complete the tables.

	Rob
Age	12
Nationality	
	Victor
Age	
Nationality	
	Mel
Age	
Nationality	

- 3 Correct the text. Add capital letters.

Clara  
~~clara~~ and ada are  
best friends. clara  
is twelve and ada  
is thirteen. clara is  
from the uk. she's  
british. ada is from  
turkey. she's turkish.



- 4 Read the text in Exercise 3 again.  
Complete the table.

	Clara	Ada
Age	12	
Country		
Nationality		

- 5 Look at the information and write about  
Pierre and Pedro.

	Pierre	Pedro
Age	12	11
Country	France	Spain
Nationality	French	Spanish

Pierre and Pedro are best friends.

Pierre is \_\_\_\_\_

\_\_\_\_\_

\_\_\_\_\_

\_\_\_\_\_

\_\_\_\_\_

\_\_\_\_\_

\_\_\_\_\_

\_\_\_\_\_





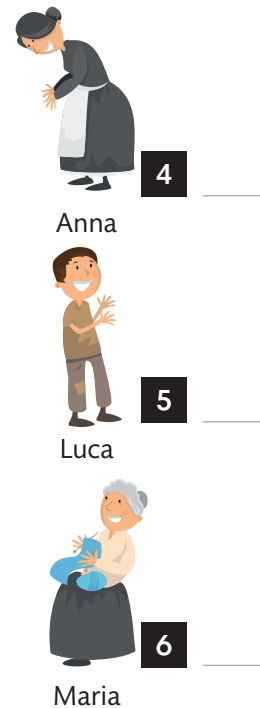
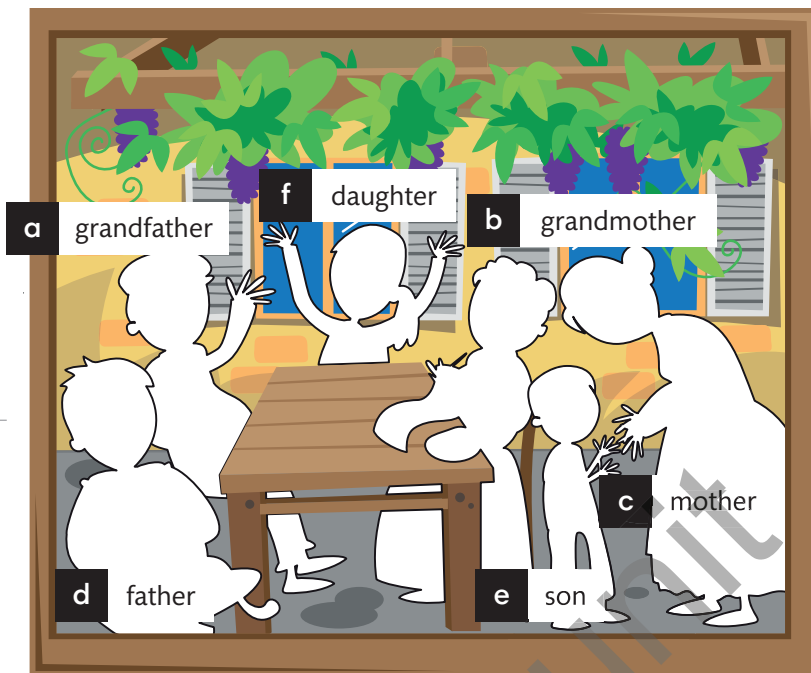

1.7

## CLIL: Art


## Families in art

I can talk and write about families in paintings.

1 Look at the painting and the people. Match the people 1-6 to the words a-f in the painting.



2 Look at Exercise 1 and do the crossword puzzle.



### Across

- 3 Alberto and Maria are Stefano's \_\_\_\_\_.
- 6 Rosanna is Anna and Stefano's \_\_\_\_\_.
- 7 Luca is Rosanna's \_\_\_\_\_.

### Down

- 1 Stefano is Maria's \_\_\_\_\_.
- 2 Maria is Stefano's \_\_\_\_\_.
- 4 Rosanna is Luca's \_\_\_\_\_.
- 5 Stefano is Luca's \_\_\_\_\_.

3 What nationality are the artists? Complete the sentences.



1 Leonardo da Vinci is an Italian artist.



2 Paul Cezanne is a French artist.



3 David Hockney is a British artist.



4 Shen Zhou is a Chinese artist.



5 Pablo Picasso is a Spanish artist.



6 Georgia O'Keeffe is an American artist.



For each learning objective, tick (✓) the box that best matches your ability.

😊😊 = I understand and can help a friend.

😞 = I understand but have some questions.

😊 = I understand and can do it by myself.

😞😞 = I do not understand.

		😊😊	😊	😞	😞😞	Need help?	Now try ...
1.1	Vocabulary					Students' Book pp. 10–11 Workbook p. 8	Ex. 1–2, p. 16
1.2	Grammar					Students' Book pp. 12–13 Workbook p. 9	Ex. 3, p. 16
1.3	Grammar					Students' Book pp. 14–15 Workbook p. 10	Ex. 4, p. 16
1.4	Communication					Students' Book p. 16 Workbook p. 11	Ex. 5, p. 16
1.5	Reading and Vocabulary					Students' Book p. 17 Workbook p. 12	
1.6	Listening and Writing					Students' Book p. 18 Workbook p. 13	
1.7	CLIL					Students' Book p. 19 Workbook p. 14	

1.1 I can talk about the people in a family.

1.2 I can use the affirmative form of the verb *to be*, *my* and *your*.

1.3 I can talk about countries and nationalities and use the negative form of the verb *to be*.

1.4 I can make introductions.

1.5 I can understand a text about a family photo.

1.6 I can understand short spoken texts about best friends.

1.7 I can talk and write about families in paintings.

What can you remember from this unit?

New words I learned (the words you most want to remember from this unit)	Expressions and phrases I liked (any expressions or phrases you think sound nice, useful or funny)	English I heard or read outside class (e.g. from websites, books, adverts, films, music)





1.9

## SELF-CHECK

### Vocabulary

#### 1 Complete the pairs.

- 0 mum and dad      3 \_\_\_\_\_ and sister  
1 \_\_\_\_\_ and uncle      4 son and \_\_\_\_\_  
2 mother and \_\_\_\_\_      5 \_\_\_\_\_ and grandad

/5

#### 2 Look and complete the words.



0 She's from P o l a n d.



1 He's in the p \_\_\_\_.



2 She's A \_\_\_\_\_.



3 They're at s \_\_\_\_\_.



4 Paris is in F \_\_\_\_\_.



5 She's at h \_\_\_\_\_.

/5

### Grammar

#### 3 Complete the sentences with the verb to be. Use an affirmative form (✓) or a negative form (✗).

- 0 This isn't (✗) my garden. It's a park!  
1 My best friends \_\_\_\_\_ (✓) Yasemin and Jane.  
2 Yasemin \_\_\_\_\_ (✓) Turkish.  
3 Jane and I \_\_\_\_\_ (✗) Turkish.  
4 We \_\_\_\_\_ (✓) from the UK.  
5 I \_\_\_\_\_ (✗) in the UK in this photo!

/5

#### 4 Circle the correct answer.



Jack: <sup>0</sup>/ You am Jack and this is <sup>1</sup>my / your cousin Ben. <sup>2</sup>They / We are with Freddie. Freddie is <sup>3</sup>Ben / Ben's dog.



Jack: Clara, you are with <sup>4</sup>my / your friend Nadia in this picture, right?

Clara: Yes. Mum and <sup>5</sup>Nadia / Nadia's mum are in the picture too.

/5

### Communication

#### 5 Complete the dialogue with one word in each gap.

A: Jack, <sup>0</sup>this <sup>1</sup>\_\_\_\_\_ my friend, Harry.

B: <sup>2</sup>\_\_\_\_\_, Harry. <sup>3</sup>\_\_\_\_\_ to meet you.

C: Hi, Jack. Nice to <sup>4</sup>\_\_\_\_\_ you <sup>5</sup>\_\_\_\_\_.

/5

Vocabulary

/10

Grammar

/10


Communication

/5

Your total score

/25

**1** Look at the flags and write the countries.



1 the U \_ \_ \_



2 C \_ n \_ d \_



3 Ir \_ l \_ nd



4 Ne \_ Zea \_ a \_ \_



5 Sou \_ \_ A \_ \_ i \_ a



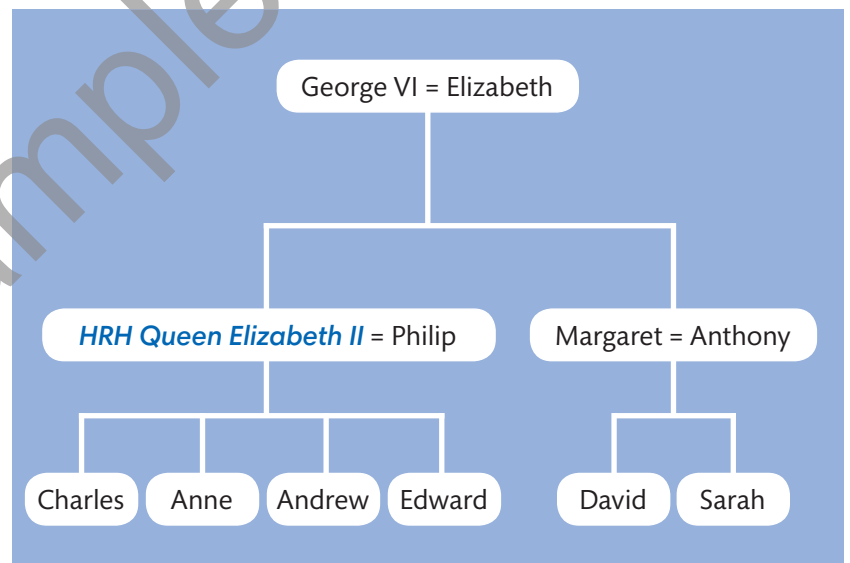
6 A \_ s \_ r \_ l \_ a

**2** Circle the correct answer.

**Quiz**

- 1 The capital of the UK is **b**.  
a England      b London      c Scotland
- 2 There are \_\_\_\_\_ million people in the UK.  
a 650      b 56      c 65
- 3 There are \_\_\_\_\_ countries in the UK.  
a two      b three      c four
- 4 The capital of the USA is \_\_\_\_\_.  
a Washington, DC.      b New York      c America
- 5 There are \_\_\_\_\_ million people in the USA.  
a 324      b 432      c 395
- 6 There are 24 million people in \_\_\_\_\_.  
a New Zealand      b Australia      c Sydney
- 7 The capital of Australia is \_\_\_\_\_.  
a Sydney      b Washington, DC      c Canberra

**3** Look at Queen Elizabeth's family tree. Write the names.



- 1 Queen Elizabeth's mother: **Elizabeth**
- 2 Edward and Andrew's uncle: \_\_\_\_\_
- 3 Margaret's father: \_\_\_\_\_
- 4 Andrew's brothers: \_\_\_\_\_ and \_\_\_\_\_
- 5 Sarah's aunt: \_\_\_\_\_
- 6 Margaret's daughter: \_\_\_\_\_
- 7 Charles' sister: \_\_\_\_\_
- 8 Anthony's son: \_\_\_\_\_
- 9 David and Sarah's cousins:  
\_\_\_\_\_, \_\_\_\_\_, \_\_\_\_\_ and \_\_\_\_\_
- 10 Sarah's uncle: \_\_\_\_\_